




**400 SERIES**  
**200 SERIES**  

---

**WINDOWS**

**THE WARMTH OF WOOD,  
FOR THE FEELING OF HOME.**



# CHOOSE ANDERSEN® AND NOTHING LESS

For over 115 years, Andersen has been designing and building windows and patio doors that are among the best-performing in the industry – and a favorite among builders and homeowners alike. With a wide selection of window types, grilles, hardware, exterior colors and interior wood species, Andersen makes it easy to match and enhance your home's style, or to even create a custom look. Available with options that are ENERGY STAR® certified throughout the U.S. and backed by our renowned Owner-2-Owner® limited warranty, Andersen is committed to providing you with long-lasting,\* energy efficient products. So whether you're replacing or remodeling, look to Andersen, the #1 most trusted and recommended brand of windows and doors among homeowners.\*\*



Andersen® 400 Series Tilt-Wash Double-Hung, Picture and Transom Windows.

\* See the limited warranty for details.

\*\* 2018 U.S. Homeowner Brand Study of Andersen brand vs. competitive brands.





Andersen® 400 Series Casement Windows.

When it comes to windows for your home, the brand that likely comes to mind is Andersen. And with the thought of Andersen likely comes the thought of quality windows featuring the warmth of wood interiors. With over a century of experience, Andersen knows that replacing or remodeling with windows featuring wood interiors means you're not just adding beauty and warmth to your home – you're adding value. Yet the beauty of wood is more than skin-deep. It's also an incredible insulator and is a strong, time-proven building material. This means Andersen® windows are designed to perform well today and for years\* to come.

In this brochure you'll find our 400 and 200 Series windows that feature the benefits of wood.

**400 SERIES** – Time-tested classic wood craftsmanship, see page 5 for more details.

**200 SERIES** – Andersen quality at an uncommon value, see page 14 for more details.

400 and 200 Series Comparison Chart - see page 19






# ANDERSEN® 400 SERIES WINDOWS

## TIME-TESTED CLASSIC WOOD CRAFTSMANSHIP


400 Series windows are our best-selling product line featuring a classic blend of engineering and craftsmanship with low-maintenance exteriors, real wood interiors and design options for your project.

### Exterior Options


All 400 Series windows feature our Perma-Shield® exterior cladding system, a time-tested Andersen innovation that offers low maintenance and durability while also providing an attractive appearance.




White



Canvas



Sandtone



Terratone



Forest Green



Dark Bronze




Black

### Interior Options

Choose from one of our three unfinished stain-grade wood species or three low-maintenance prefinished interior options.




Pine




Oak\*




Maple\*



White



Dark Bronze\*\*†



Black\*\*†



Design your window.  
**VISIT [ANDERSENWINDOWS.COM](http://ANDERSENWINDOWS.COM)**

\*Available on 400 Series Woodwright® double-hung windows.

\*\*Dark Bronze and Black interior units have matching exteriors.

†Not available on 400 Series Woodwright® double-hung windows.



Andersen® 400 Series Woodwright® Double-Hung Windows with Colonial Grilles Upper Sash Only



# 400 SERIES WOODWRIGHT® DOUBLE-HUNG WINDOWS

## OUR PREMIUM DOUBLE-HUNG REPLACEMENT WINDOW

With their authentic craftsmanship and beautiful details, Andersen Woodwright® double-hung windows allow you to retain or add charm to your home with beautiful wood interiors and a wide array of style options.

### Authentic Craftsmanship

Woodwright® windows help replicate the look of classic architecture and feature wood jamb liners to integrate seamlessly with your existing interior trim.



### Interior Options

Choose from three interior wood species or low-maintenance prefinished White to closely match or replicate your current home decor.



Pine

Oak

Maple

White

### Long-Lasting,\* Weathertight Performance

Our Perma-Shield® exterior cladding protects the unit and offers low maintenance. Dual-layer weatherstripping helps seal out dust, wind and water.

### Designed for Every Application

Available for easy replacement, insert windows are built to help save you time and money with minimal disruption to your home. Available in three sill angle options for a weathertight fit.



Shown Unfinished

For new construction or remodeling projects, full-frame windows are available. These offer the maximum visible glass area and are a good option when wanting to change the size or shape of the existing window opening.

### Tilt-In Feature

Now featuring our Easy Tilt-Release Lock. By just pushing your thumb forward, the window tilts inward to make cleaning your window even easier.




### Beauty Is In the Details

Elegant hardware features a traditional spoon style design and is available in 12 finishes to match cabinetry and décor.

### Consider Bay Windows

Bay window combinations are available for this product.



Available for both insert and full-frame windows.

# 400 SERIES TILT-WASH DOUBLE-HUNG WINDOWS

## OUR MOST POPULAR DOUBLE-HUNG WINDOW


Providing a classic blend of engineering and craftsmanship along with energy efficiency, the 400 Series tilt-wash double-hung window is our best-selling window.

### Classic Styling

The thinner profile on these windows is the perfect balance of modern and traditional design.

### Interior Options

Choose from unfinished stain-grade Pine or three low-maintenance prefinished interior options.



### Tilt-In Feature

Easily tilt your sash in to clean your windows from inside your home.

### Narroline® Window Conversion Kit

If your home has Andersen® Narroline® windows that were made after 1967, our quick conversion kit can easily turn them into convenient, tilt-wash double-hung windows.

### Designed for Every Application

Available for easy replacement, insert windows are built to help save you time and money with minimal disruption to your home. Available in three sill angle options for a weathertight fit.



For new construction or remodeling projects, full-frame windows are available. These offer the maximum visible glass area and are a good option when wanting to change the size or shape of the existing window opening.

### Long-Lasting, Weathertight Performance


Our Perma-Shield® exterior cladding protects the unit and offers low maintenance. Dual-layer weatherstripping helps seal out dust, wind and water.



This product available with Stormwatch® protection, including impact-resistant glass.

### Consider Bay & Bow Windows

Bay and bow window combinations are available for this product.



Available for both insert and full-frame windows.






Andersen® 400 Series Tilt-Wash Double-Hung Windows

# 400 SERIES CASEMENT WINDOWS

FEATURING A TIME-TESTED DESIGN THAT IS EXTREMELY RELIABLE AND ENERGY EFFICIENT.

## Interior Options

Choose from unfinished stain-grade Pine or three low-maintenance prefinished interior options.



## Single-Actuation Lock

This Andersen lock is engineered to secure casement windows firmly at multiple points with just one handle. It also features a "reach out" action that pulls in the sash for a weathertight seal.

## Smooth Control Hardware

The smooth control hardware system allows for easy operation with a simple turn of the handle. Folding hardware options also are available.



## Long-Lasting<sup>®</sup> Performance

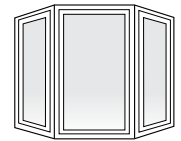
Our Perma-Shield<sup>®</sup> exterior cladding protects the unit and offers low maintenance.



This product available with Stormwatch<sup>®</sup> protection, including impact-resistant glass.

## Consider Bay & Bow Windows

Bay and bow window combinations are available for this product.



Available in custom sizes and without a nailing flange to fit into your existing opening, making installation quick and easy.



Andersen<sup>®</sup> 400 Series Casement and Specialty Windows





Andersen® 400 Series Awning Windows

## 400 SERIES AWNING WINDOWS

Andersen® 400 Series awning windows give you the same features and outstanding performance platform as our casement windows. In addition, they add design options. For example, placed high on a wall, awning windows can bring light and fresh air into your home without compromising privacy.



Available in custom sizes and without a nailing flange to fit into your existing opening, making installation quick and easy.



This product available with Stormwatch® protection, including impact-resistant glass.





## 400 SERIES SPECIALTY WINDOWS

Complement your home's style with elegant arches and dramatic angles. Used alone or in combination with other windows, they add curb appeal and enhance the character of your home.



This product available with Stormwatch® protection, including impact-resistant glass.





## 400 SERIES GLIDING WINDOWS

---

In addition to helping provide top energy efficiency, reliable performance and uncommon beauty, both sashes on our 400 Series gliding windows can be opened to the left or right to give you improved ventilation.




# ANDERSEN® 200 SERIES WINDOWS

## ANDERSEN QUALITY AT AN UNCOMMON VALUE.

Our 200 Series windows combine real wood interiors and low-maintenance Perma-Shield® exteriors in standard sizes and options, making these windows a good choice for your new construction or remodeling project.

### Exterior Options



White




Sandtone

### Interior Options



Pine



White



Andersen® 200 Series Tilt-Wash Double-Hung Windows  
with Specified Equal Light Grilles



## 200 SERIES TILT-WASH DOUBLE-HUNG WINDOWS

---



- Tilt-in feature for easy cleaning
- Available in our most popular sizes
- Choose from unfinished stain-grade Pine or low-maintenance pre-finished White interiors



## 200 SERIES GLIDING WINDOWS

---



- Contemporary style
- Available in our most popular sizes
- Choose from unfinished stain-grade Pine or low-maintenance pre-finished White interiors



# OPTIONS & ACCESSORIES

## DOUBLE-HUNG WINDOW HARDWARE

<p>400 Series Woodwright® Windows</p>  <p>Antique Brass   <b>Black</b>   Bright Brass Distressed Bronze   Distressed Nickel Oil Rubbed Bronze   Satin Nickel Stone   White</p>	<p>400 Series Tilt-Wash Windows</p>  <p>Stone   White Black</p>	<p>200 Series Tilt-Wash and Gliding Windows</p>  <p><b>STANDARD:</b> Stone   <b>White</b></p> <p><b>OPTIONAL:</b> Antique Brass Black   Bright Brass Oil Rubbed Bronze   Satin Nickel</p>	<p>400 Series Gliding Windows</p>  <p>Antique Brass   Black Bright Brass   Distressed Bronze Distressed Nickel   Oil Rubbed Bronze <b>Satin Nickel</b>   Stone   White</p>
---	--	---	---

## OPTIONAL DOUBLE-HUNG HARDWARE\*

<p><b>Estate™</b></p> <p>Lock &amp; Keeper†      Hand Lift</p>  <p>Antique Brass   Bright Brass Distressed Bronze   Distressed Nickel Oil Rubbed Bronze   <b>Satin Nickel</b></p>	<p><b>Traditional</b></p> <p>Sash Lift      Hand Lift</p>  <p>Antique Brass   Bright Brass <b>Oil Rubbed Bronze</b>   Satin Nickel Stone   White</p>	<p><b>Classic Series™</b></p> <p>Sash Lift      Hand Lift</p>  <p>Stone   <b>White</b></p>
--	--	---

## CASEMENT & AWNING HARDWARE\*

<p><b>Classic Series™</b></p>  <p>Stone   <b>White</b></p>	<p><b>Estate™</b></p>  <p>Antique Brass   Bright Brass Distressed Bronze   Distressed Nickel Oil Rubbed Bronze   Satin Nickel</p>
<p><b>Traditional Folding</b></p>  <p>Antique Brass   Black   Bright Brass <b>Distressed Bronze</b>   Distressed Nickel Oil Rubbed Bronze   Satin Nickel Stone   White</p>	<p><b>Contemporary Folding</b></p>  <p>Black   Bright Brass Oil Rubbed Bronze   <b>Satin Nickel</b> Stone   White</p>

Folding window hardware eliminates interference with window treatments.



## GRILLE OPTIONS

When replacing or remodeling, grilles play an important role in preserving the style of your home. That might mean making a casement look like a double-hung or matching existing grille patterns. With Andersen, the options are endless.

Colonial Upper Sash



Standard Prairie



Diamond



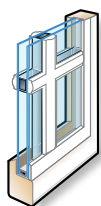
Your Pattern Here



To see all options and design your own window

**VISIT ANDERSENWINDOWS.COM**

## GRILLE CONFIGURATIONS



### Full Divided Light

Give your window an authentic look with full divided light grilles that are permanently applied to the interior and exterior of your window with a spacer between the glass.

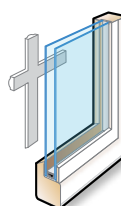
Permanent Exterior  
Permanent Interior with Spacer



### Simulated Divided Light

Simulated divided light offers permanent grilles on the exterior and interior with no spacer between the glass. We also offer permanent exterior grilles with removable interior grilles, available in natural wood or prefinished white.

Permanent Exterior  
Permanent Interior  
Permanent Exterior  
Removable Interior



Removable  
Interior Grille



Finelight™ Grilles  
Between-the-Glass

### Convenient Cleaning Options

Removable interior grilles come off for easy cleaning. Andersen® Finelight™ grilles are installed between the glass panes and feature a contoured 1" or 3/4" profile.

## EXTERIOR TRIM OPTIONS

For more curb appeal, add optional Andersen® exterior trim to match or complement your windows.



### STYLES



**2" Brick Mould**

Dove Gray trim  
Terratone window



**3 1/2" Flat with  
3 5/8" Cornice**

Red Rock trim  
Sandtone window



**4 1/2" Flat**

Canvas trim  
Forest Green window

## INSECT SCREENS

Exclusive Andersen® TruScene® insect screens provide more than **50% greater clarity\*** than conventional Andersen insect screens for beautifully unobstructed views.



\*Comparisons made to conventional Andersen aluminum insect screens.



# ANDERSEN® GLASS OPTIONS

Andersen® high-performance (HP) glass meets our exacting standards in delivering overall energy performance. Argon gas blend is used between the glass panes for additional insulation and our glass is heat-strengthened for increased durability. This is why Andersen windows with high-performance glass carry a transferable Owner-to-Owner® 20-year limited warranty. We even cover the glass with a removable translucent film for added protection during the installation process. And no matter what type of project you’re doing, Andersen has a glass option that is ENERGY STAR® certified and fits the needs of your home.




		ENERGY		LIGHT	
HIGH PERFORMANCE GLASS		U-Factor <small>How well a product prevents heat from escaping.</small>	Solar Heat Gain Coefficient <small>How well a product blocks heat caused by sunlight.</small>	Visible Light Transmittance <small>How much visible light comes through a product.</small>	UV Protection <small>How well a product blocks ultraviolet rays.</small>
SmartSun™	Thermal control similar to tinted glass, with visible light transmittance similar to Low-E4 glass.	● ● ● ○	● ● ● ●	● ● ● ○	● ● ● ●
SmartSun with HeatLock® Coating	Applied to the room-side surface, it reflects heat back into the home and improves U-Factors.	● ● ● ●	● ● ● ●	● ● ○ ○	● ● ● ●
Low-E4® / Low-E	Outstanding overall performance for climates where both heating and cooling costs are a concern.	● ● ● ○	● ● ● ○	● ● ● ○	● ● ● ○
Low-E4 with HeatLock Coating	Applied to the room-side surface, it reflects heat back into the home and improves U-Factors.	● ● ● ●	● ● ● ○	● ● ● ○	● ● ● ○
Sun	Outstanding thermal control in southern climates where less solar heat gain is desired.	● ● ● ○	● ● ● ●	● ○ ○ ○	● ● ● ○
PassiveSun®	Ideal for northern, passive solar construction applications where solar heat gain is desired.	● ● ● ○	● ○ ○ ○	● ● ● ○	● ● ● ○
PassiveSun with HeatLock Coating	Applied to the room-side surface, it reflects heat back into the home and improves U-Factors.	● ● ● ○	● ○ ○ ○	● ● ● ○	● ● ● ○
Clear Dual-Pane	High visibility with basic thermal performance.	● ○ ○ ○	○ ○ ○ ○	● ● ● ●	○ ○ ○ ○

Center of glass performance only. Ratings based on glass options as of March 2019. Visit [andersenwindows.com/energystar](https://andersenwindows.com/energystar) for ENERGY STAR® map and NFRC total unit performance data.

## PATTERN GLASS

Patterned glass lets in light while obscuring vision and adds a unique decorative touch to your home.





Cascade

Fern

Obscure




Reed

Satin Etch



# 400 SERIES & 200 SERIES WINDOWS COMPARISON CHART

Use the quick reference chart below to decide which Andersen® products best fit your project needs.

For even more information, visit [andersenwindows.com](http://andersenwindows.com).

		400 SERIES								200 SERIES	
FEATURES		Woodwright® Double-Hung Full-Frame	Woodwright Double-Hung Insert	Tilt-Wash Double-Hung Full-Frame	Tilt-Wash Double-Hung Insert	Narroline® Conversion Kit	Casement	Awning	Gliding	Tilt-Wash Double-Hung	Gliding
<b>Low-Maintenance Exteriors</b>											
	White	•	•	•	•	•	•	•	•	•	•
	Canvas	•	•	•	•		•	•	•		
	Sandtone	•	•	•	•	•	•	•	•	•	•
	Terratone	•	•	•	•	•	•	•	•		
	Forest Green	•	•	•	•		•	•	•		
	Dark Bronze	•	•	•	•		•	•	•		
	Black	•	•	•	•		•	•	•		
<b>Interiors</b>											
	Maple	•	•								
	Oak	•	•								
	Pine	•	•	•	•	•	•	•	•	•	•
	White	•	•	•	•	•	•	•	•	•	•
	Sandtone								•		
	Dark Bronze			•	•		•	•	•		
	Black			•	•		•	•	•		
<b>Easy Cleaning</b>											
	Tilt-to-Clean Sash	•	•	•	•	•				•	
<b>Grilles &amp; Blinds</b>											
	Full Divided Light	•	•	•	•	•	•	•	•		
	Simulated Divided Light	•	•	•	•	•	•	•	•	•	•
	Finelight™ Grilles-Between-the-Glass	•	•	•	•	•	•	•	•	•	•
	Removable Interior Grilles	•	•	•	•	•	•	•	•	•	•
<b>High-Performance Glass</b>											
	Low-E4®	•	•	•	•	•	•	•	•		
	Low-E4 Sun	•	•	•	•	•	•	•	•		
	Low-E4 SmartSun™	•	•	•	•	•	•	•	•		
	Low-E									•	•
	Low-E SmartSun™									•	•
	Clear Dual-Pane						•	•		•	•
	HeatLock® Coating	•	•	•	•	•	•	•	•	•	•
<b>Performance Option</b>											
	Stormwatch® Protection	PG Upgrade		•			•	•			
<b>Standard Sizes</b>											
	Minimum Width	1'-9 5/8"	1'-4 1/2"	1'-9 5/8"	1'-9 1/4"	Fits Narroline windows made after 1967	1'-5"	2'-0 1/8"	2'-11 1/4"	4'-11 1/4"	2'-6 1/8"
	Maximum Width	3'-9 5/8"	3'-9 5/8"	3'-9 5/8"	3'-8 7/8"		2'-11 15/16"	5'-11 7/8"	5'-11 1/4"	15'-9"	8'-11 1/8"
	Minimum Height	3'-0 7/8"	2'-3 3/4"	3'-0 7/8"	3'-0 3/8"		2'-0 1/8"	1'-5"	1'-10 1/4"	6'-7 1/2"	6'-7 1/2"
	Maximum Height	6'-4 7/8"	6'-5"	7'-8 7/8"	7'-6 5/8"		5'-11 7/8"	4'-0"	4'-11 1/4"	7'-11 1/2"	7'-11 1/2"
<b>Custom Sizes</b>		•	•	•	•		•	•		•	•

To learn about 400 and 200 Series patio doors, visit [andersenwindows.com](http://andersenwindows.com)



## THE ENVIRONMENT HAS A BUSINESS PARTNER

Respect for the environment is nothing new at Andersen. For more than a century, it's been part of who we are. Our commitment to recycle and reclaim materials began simply because it was good business. Now it's part of our commitment to sustainability and responsible stewardship of all our resources. Andersen is committed to providing you with long-lasting, energy-efficient windows and doors. Visit [andersenwindows.com/sustainability](https://andersenwindows.com/sustainability) for more information.



Andersen makes windows and doors with options that make them ENERGY STAR® v. 6.0 certified throughout the U.S.



Andersen is a charter member of the **U.S. Green Building Council** and a strong supporter of its LEED® (Leadership in Energy and Environmental Design) National Green Building Standard rating system.



Printed on FSC® certified paper.

"ENERGY STAR" is a registered trademark of the U.S. Environmental Protection Agency.  
The Home Depot logo is a registered trademark of Home Depot, Inc.  
"Andersen" and all other marks where denoted are trademarks of Andersen Corporation.  
©2022 Andersen Corporation. All rights reserved. 04/22 Part #9033683

